

GoTucson Transit App User Guide

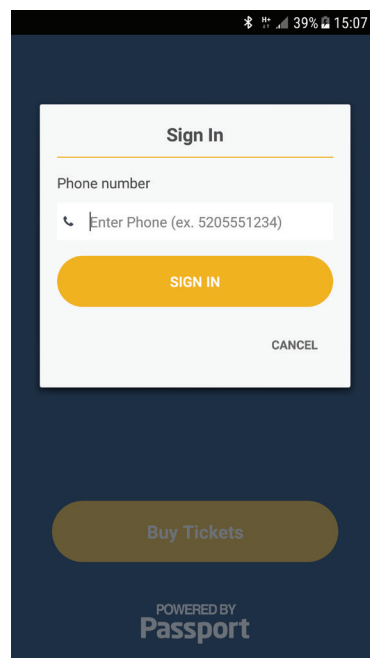
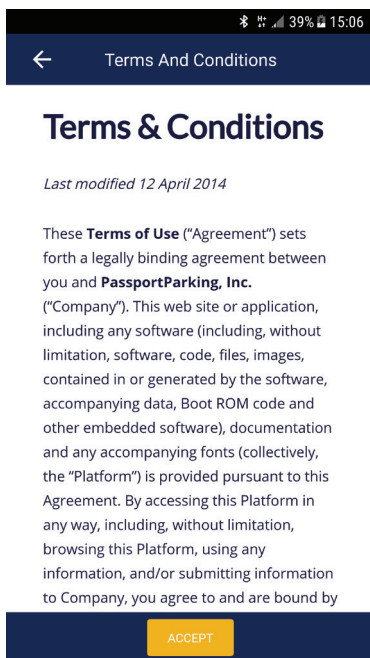


Overview

The GoTucson Transit app will help you pay for your transit in the City of Tucson on the Sun Tran, Sun Express, Sun Link and Sun Shuttle on your mobile phone.

Download the GoTucson Transit app

Go to the iTunes App store or Google Play store and Search - GoTucson Transit

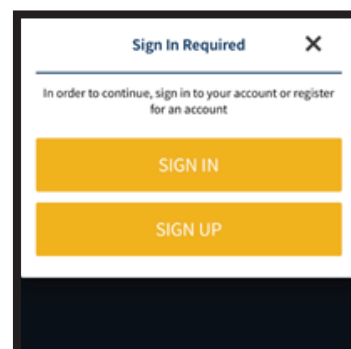


For New Users

Once you download the GoTucson Transit App

Sign Up/ Login

Open the application and Sign Up or Log in if you have an existing account.

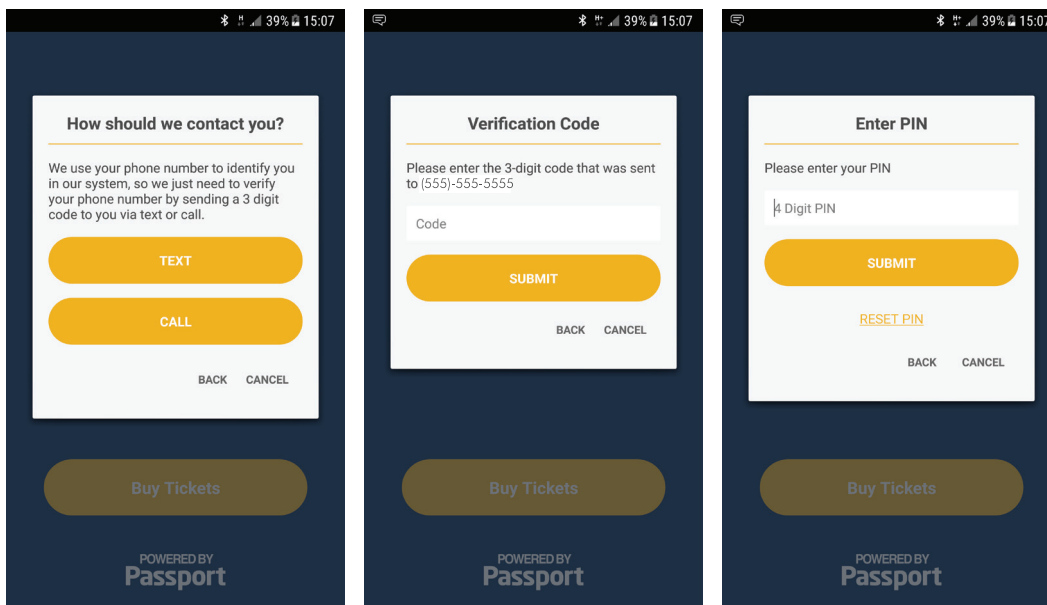


GoTucson Transit App User Guide



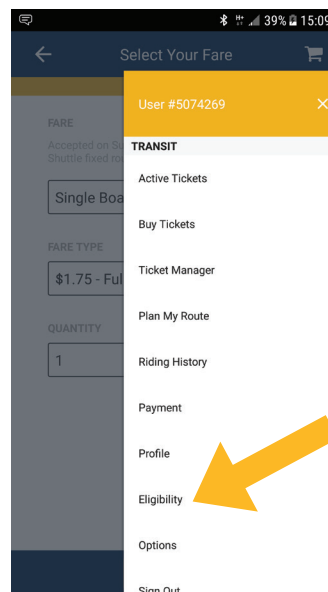
Sign Up/Log in continued

- Enter your official UA email (@email.arizona.edu) or phone number and wait for a verification code
- Once you receive your verification code, enter your 3 digit code
- Create a new 4-digit pin and re-enter to confirm



Enter Eligibility Code

- Click on the menu button on bottom right
- Then click on eligibility



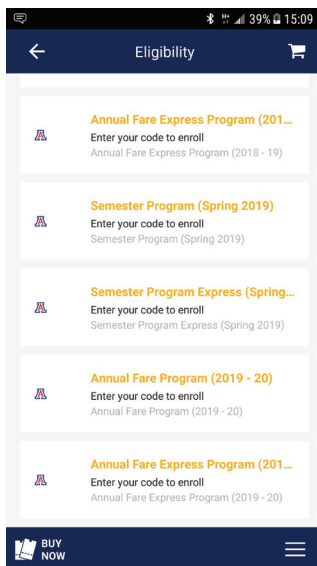
GoTucson Transit App User Guide



Select Available Program

Clicking Eligibility will take you to a screen displaying Active, Enrolled and Available programs

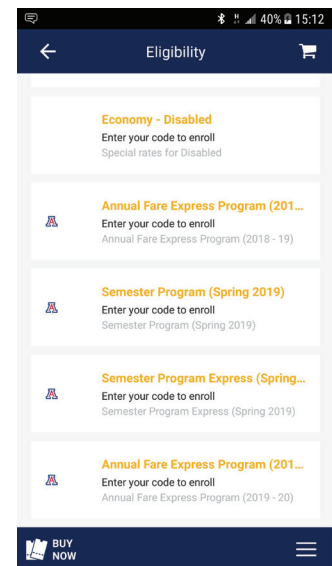
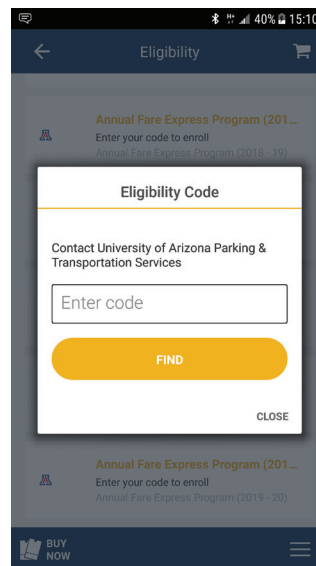
- Select the correct Annual or Semester U-Pass that you purchased from UA Parking & Transportation



Enter Eligibility Code

Enter the valid code from UA Parking and Transportation, the program will move from available to active.

- Once you enter your code, your phone will return to the Eligibility screen

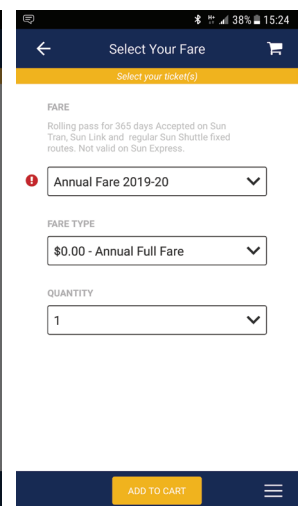
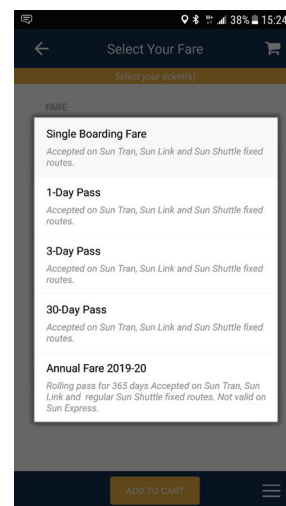
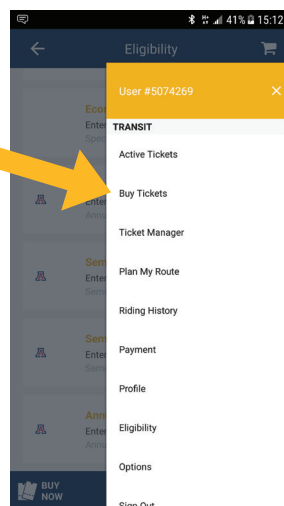


Buy Tickets

- Select your U-Pass from the menu options
- Keep the quantity of tickets at 1

Please note you are not purchasing a ticket (you have already done so through UA Parking and Transportation)

Click Add to Cart

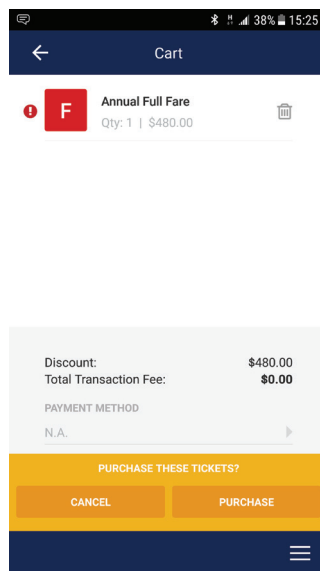
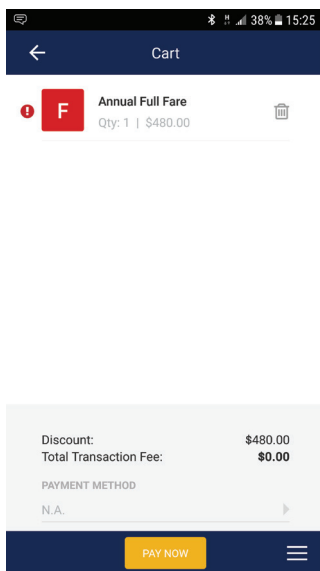


GoTucson Transit App User Guide



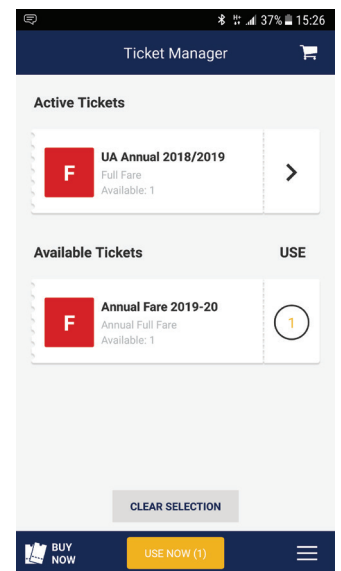
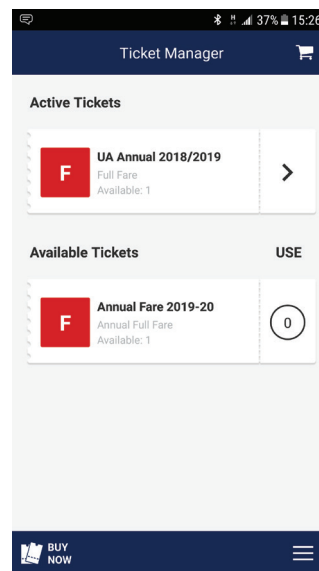
Cart

- Discounts for the pass are calculated in the Cart.
- Click on Pay NOW
- Select Purchase These Tickets



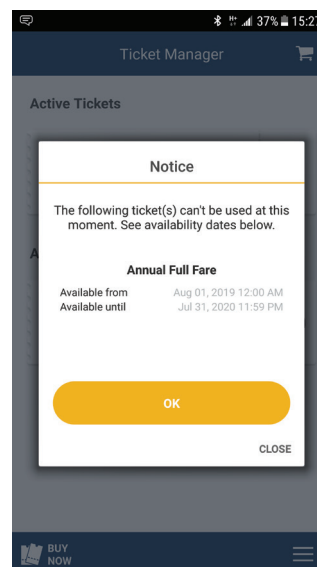
Select Ticket Manager

- Go to menu and select Ticket Manager
- You should see the U-Pass under available tickets.
- Click on Use



Please Note:

The Fall or Annual U-Pass is valid beginning August 1st. If you try to activate it early, you will see this prompt. Please return to Ticket Manager to activate your pass on the start date.



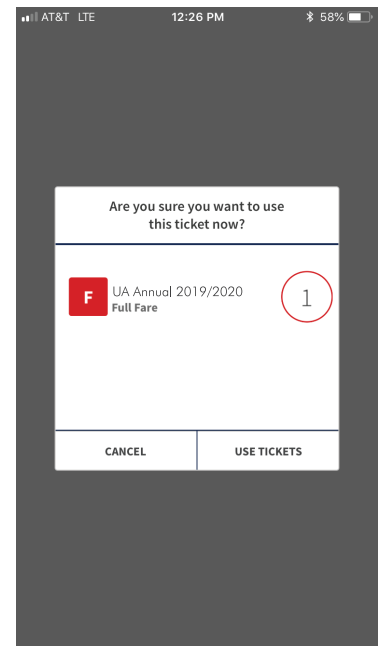
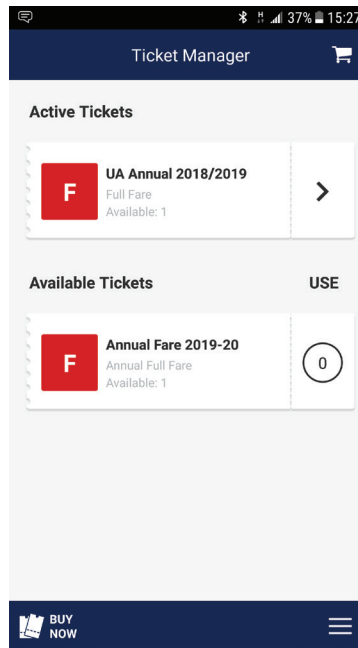
GoTucson Transit App User Guide



Ticket Manager (continued)

All active and available tickets are located under the Ticket Manager

- View your available ticket
- Click use now
- It will ask you want to use this ticket now? Click use tickets
- Your U-Pass is now active



- Tap here to flip to live QR Code
- Show this to the Bus operator when you board the bus.
- You will repeat this step each time you board to show your active ticket.

